

Sect/106

By E-mail / Courier / Hand

10 October 2013

**The Secretary**  
**The Calcutta Stock Exchange Limited**  
7 Lyons Range  
Kolkata-700001

**The General Manager**  
**Department of Corporate Services**  
**Bombay Stock Exchange Limited**  
New Trading Ring, Rotunda Building 1<sup>st</sup> Floor  
P.J.Towers, Dalal Street  
Fort, Mumbai 400001

**The Manager**  
**Listing Department**  
**National Stock Exchange of India Limited**  
Exchange Plaza, 5<sup>th</sup> Floor  
Plot No.C/1, G- Block  
Bandra Kurla Complex, Bandra (E)  
Mumbai-400051

Dear Sir,


**Shareholding Pattern as on 30 September 2013.**

We are pleased to enclose a statement showing Shareholding Pattern in our Company as on quarter ended 30 September 2013 in the format prescribed in clause 35 of the Listing Agreement.

This may be treated as compliance with revised Clause 35 of the Listing Agreement.


Thanking you,

Yours faithfully



**Pawan Marda**  
Asst. Vice President & Company Secretary

Encl:



**(I) (a) Statement Showing Shareholding Pattern**


Name of the Company :		Linde India Limited ( Formerly BOC India Limited )		
Scrip Code : BSE : 523457 and NSE : LINDEINDIA, Name of the Scrip : Linde India Limited, Class of Security : Equity				
Quarter ended : 30 September 2013				
<b>Partly paid-up shares:-</b>	<b>No. of partly paid-up shares</b>	<b>As a % of total no. of partly paid-up shares</b>	<b>As a % of total no. of shares of the company</b>	
	Held by promoter/promoter group	NIL	N.A.	N.A.
	Held by public	NIL	N.A.	N.A.
	<b>Total :</b>	<b>NIL</b>	<b>N.A.</b>	<b>N.A.</b>
<b>Outstanding convertible securities:-</b>	<b>No. of outstanding securities</b>	<b>As a % of total no. of outstanding convertible securities</b>	<b>As a % of total no. of shares of the company, assuming full conversion of the convertible securities</b>	
	Held by promoter/promoter group	NIL	N.A.	N.A.
	Held by public	NIL	N.A.	N.A.
	<b>Total :</b>	<b>NIL</b>	<b>N.A.</b>	<b>N.A.</b>
<b>Warrants:-</b>	<b>No. of warrants</b>	<b>As a % of total no. of warrants</b>	<b>As a % of total no. of shares of the company, assuming full conversion of warrants</b>	
	Held by promoter/promoter group	NIL	N.A.	N.A.
	Held by public	NIL	N.A.	N.A.
	<b>Total :</b>	<b>NIL</b>	<b>N.A.</b>	<b>N.A.</b>
<b>Total paid-up capital of the company, assuming full conversion of warrants and convertible securities</b>		<b>8,52,84,223 equity shares of Rs. 10/- each fully paid.</b>		

(IXa)

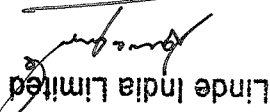
SHAREHOLDING PATTERN UNDER CLAUSE 35

<b>QUARTER ENDED : 30 September 2013</b>	
Name of the Company : Linde India Limited	
Scrip Code : BSE : 523457 and NSE : LINDEINDIA, Class of Security : Equity	

Category code (I)	Category of shareholder (II)	Number of shareholders (III)	Total number of shares (IV)	Number of shares held in dematerialized form (V)	Total shareholding as a percentage of total number of shares		Shares pledged or otherwise encumbered	
					As a percentage of (A+B) (VI)	As a percentage of (A+B+C) (VII)	Number of shares (VIII)	As a percentage (IX) = (VIII/IV)*100
(A)	<b>Shareholding of Promoter and Promoter Group</b>							
1	<b>Indian</b>							
(a)	Individuals / Hindu Undivided Family	-	-	-	-	-	-	-
(b)	Central Government / State Government(s)	-	-	-	-	-	-	-
(c)	Bodies Corporate	-	-	-	-	-	-	-
(d)	Financial Institutions / Banks	-	-	-	-	-	-	-
(e)	Any Other (specify)	-	-	-	-	-	-	-
	<b>Sub-Total (A)(1)</b>	<b>NIL</b>	<b>NIL</b>	<b>NIL</b>	<b>NIL</b>	<b>NIL</b>	<b>NIL</b>	<b>NIL</b>
2	<b>Foreign</b>							
(a)	Individuals (Non-Resident Individuals/ Foreign Individuals)	-	-	-	-	-	-	-
(b)	Bodies Corporate	1	63,963,167	63,963,167	75.00	75.00	NIL	NIL
(c)	Institutions	-	-	-	-	-	-	-
(d)	Qualified Foreign Investor	-	-	-	-	-	-	-
(e)	Any Other (specify)	-	-	-	-	-	-	-
	<b>Sub-Total (A)(2)</b>	<b>1</b>	<b>63,963,167</b>	<b>63,963,167</b>	<b>75.00</b>	<b>75.00</b>	<b>NIL</b>	<b>NIL</b>
	<b>Total Shareholding of Promoter and Promoter Group (A)=(A)(1)+(A)(2)</b>	<b>1</b>	<b>63,963,167</b>	<b>63,963,167</b>	<b>75.00</b>	<b>75.00</b>	<b>NIL</b>	<b>NIL</b>



<b>(B)</b>	<b>Public shareholding</b>																					
<b>1</b>	<b>Institutions</b>																					
(a)	Mutual Funds / UTI	-	-	-	-	-	-	-	-	-	-	-	-	-	-	-	-	-	-	N.A.	N.A.	
(b)	Financial Institutions / Banks	8	5,841,743	5,841,235	6.84	6.84	6.84	6.84	6.84	6.84	6.84	6.84	6.84	6.84	6.84	6.84	6.84	6.84	6.84	6.84	6.84	N.A.
(c)	Central Government/State Government(s)	33	14,942	7,969	0.02	0.02	0.02	0.02	0.02	0.02	0.02	0.02	0.02	0.02	0.02	0.02	0.02	0.02	0.02	0.02	0.02	N.A.
(d)	Venture Capital Funds	1	29	0.00	0.00	0.00	0.00	0.00	0.00	0.00	0.00	0.00	0.00	0.00	0.00	0.00	0.00	0.00	0.00	0.00	0.00	N.A.
(e)	Insurance Companies	-	-	-	-	-	-	-	-	-	-	-	-	-	-	-	-	-	-	-	-	N.A.
(f)	Foreign Institutional Investors	2	765,692	765,592	0.90	0.90	0.90	0.90	0.90	0.90	0.90	0.90	0.90	0.90	0.90	0.90	0.90	0.90	0.90	0.90	0.90	N.A.
(g)	Foreign Venture Capital Investors	11	6,279,350	6,278,817	7.37	7.37	7.37	7.37	7.37	7.37	7.37	7.37	7.37	7.37	7.37	7.37	7.37	7.37	7.37	7.37	7.37	N.A.
(h)	Qualified Foreign Investor	-	-	-	-	-	-	-	-	-	-	-	-	-	-	-	-	-	-	-	-	N.A.
(i)	Any Other (specify)	-	-	-	-	-	-	-	-	-	-	-	-	-	-	-	-	-	-	-	-	N.A.
	<b>Sub-Total (B)(1)</b>	<b>55</b>	<b>12,901,756</b>	<b>12,893,613</b>	<b>15.13</b>	<b>15.13</b>	<b>15.13</b>	<b>15.13</b>	<b>15.13</b>	<b>15.13</b>	<b>15.13</b>	<b>15.13</b>	<b>15.13</b>	<b>15.13</b>	<b>15.13</b>	<b>15.13</b>	<b>15.13</b>	<b>15.13</b>	<b>15.13</b>	<b>15.13</b>	<b>15.13</b>	<b>N.A.</b>
<b>2</b>	<b>Non-institutions</b>																					
(a)	Bodies Corporate	-	-	-	-	-	-	-	-	-	-	-	-	-	-	-	-	-	-	-	-	N.A.
(b)	Individuals	512	1,204,046	1,182,395	1.41	1.41	1.41	1.41	1.41	1.41	1.41	1.41	1.41	1.41	1.41	1.41	1.41	1.41	1.41	1.41	1.41	N.A.
	i. Individual shareholders holding nominal share capital up to Rs. 1 lakh.	19,949	4,917,319	3,800,725	5.77	5.77	5.77	5.77	5.77	5.77	5.77	5.77	5.77	5.77	5.77	5.77	5.77	5.77	5.77	5.77	5.77	N.A.
	ii. Individual shareholders holding nominal share capital in excess of Rs. 1 lakh.	47	2,118,614	2,106,614	2.48	2.48	2.48	2.48	2.48	2.48	2.48	2.48	2.48	2.48	2.48	2.48	2.48	2.48	2.48	2.48	2.48	N.A.
(c)	Qualified Foreign Investor	-	-	-	-	-	-	-	-	-	-	-	-	-	-	-	-	-	-	-	-	N.A.
(d)	Any Other (Specify) 1.Directors	2	600	400	0.00	0.00	0.00	0.00	0.00	0.00	0.00	0.00	0.00	0.00	0.00	0.00	0.00	0.00	0.00	0.00	0.00	N.A.
	2. Relatives	-	-	-	-	-	-	-	-	-	-	-	-	-	-	-	-	-	-	-	-	N.A.
	3. Clearing Member	61	32,278	32,278	0.04	0.04	0.04	0.04	0.04	0.04	0.04	0.04	0.04	0.04	0.04	0.04	0.04	0.04	0.04	0.04	0.04	N.A.
	4. Trust	9	8,754	8,754	0.01	0.01	0.01	0.01	0.01	0.01	0.01	0.01	0.01	0.01	0.01	0.01	0.01	0.01	0.01	0.01	0.01	N.A.
	5. Office Bearers	-	-	-	-	-	-	-	-	-	-	-	-	-	-	-	-	-	-	-	-	N.A.
	6. NRIs	277	137,689	127,269	0.16	0.16	0.16	0.16	0.16	0.16	0.16	0.16	0.16	0.16	0.16	0.16	0.16	0.16	0.16	0.16	0.16	N.A.
	7. NRN	-	-	-	-	-	-	-	-	-	-	-	-	-	-	-	-	-	-	-	-	N.A.
	8. Foreign National	-	-	-	-	-	-	-	-	-	-	-	-	-	-	-	-	-	-	-	-	N.A.
	9. Foreign Company	-	-	-	-	-	-	-	-	-	-	-	-	-	-	-	-	-	-	-	-	N.A.
	<b>Sub-Total (B)(2)</b>	<b>20,857</b>	<b>8,419,300</b>	<b>7,258,435</b>	<b>9.87</b>	<b>9.87</b>	<b>9.87</b>	<b>9.87</b>	<b>9.87</b>	<b>9.87</b>	<b>9.87</b>	<b>9.87</b>	<b>9.87</b>	<b>9.87</b>	<b>9.87</b>	<b>9.87</b>	<b>9.87</b>	<b>9.87</b>	<b>9.87</b>	<b>9.87</b>	<b>9.87</b>	<b>N.A.</b>
	<b>Total Public Shareholding (B)=(B)(1)+(B)(2)</b>	<b>20,912</b>	<b>21,321,056</b>	<b>20,152,048</b>	<b>25.00</b>	<b>25.00</b>	<b>25.00</b>	<b>25.00</b>	<b>25.00</b>	<b>25.00</b>	<b>25.00</b>	<b>25.00</b>	<b>25.00</b>	<b>25.00</b>	<b>25.00</b>	<b>25.00</b>	<b>25.00</b>	<b>25.00</b>	<b>25.00</b>	<b>25.00</b>	<b>25.00</b>	<b>N.A.</b>
	<b>TOTAL (A)+(B)</b>	<b>20,913</b>	<b>85,284,223</b>	<b>84,115,215</b>	<b>100.00</b>	<b>100.00</b>	<b>100.00</b>	<b>100.00</b>	<b>100.00</b>	<b>100.00</b>	<b>100.00</b>	<b>100.00</b>	<b>100.00</b>	<b>100.00</b>	<b>100.00</b>	<b>100.00</b>	<b>100.00</b>	<b>100.00</b>	<b>100.00</b>	<b>100.00</b>	<b>100.00</b>	<b>N.A.</b>
(C)	Shares held by Custodians and against which Depository Receipts have been issued	NIL	NIL	NIL	NIL	NIL	NIL	NIL	NIL	NIL	NIL	NIL	NIL	NIL	NIL	NIL	NIL	NIL	NIL	NIL	NIL	N.A.
	1 Promoter & Promoter Group	NIL	NIL	NIL	NIL	NIL	NIL	NIL	NIL	NIL	NIL	NIL	NIL	NIL	NIL	NIL	NIL	NIL	NIL	NIL	NIL	N.A.
	2 Public	NIL	NIL	NIL	NIL	NIL	NIL	NIL	NIL	NIL	NIL	NIL	NIL	NIL	NIL	NIL	NIL	NIL	NIL	NIL	NIL	N.A.
	<b>GRAND TOTAL (A)+(B)+(C)</b>	<b>20,913</b>	<b>85,284,223</b>	<b>84,115,215</b>	<b>100.00</b>	<b>100.00</b>	<b>100.00</b>	<b>100.00</b>	<b>100.00</b>	<b>100.00</b>	<b>100.00</b>	<b>100.00</b>	<b>100.00</b>	<b>100.00</b>	<b>100.00</b>	<b>100.00</b>	<b>100.00</b>	<b>100.00</b>	<b>100.00</b>	<b>100.00</b>	<b>100.00</b>	<b>N.A.</b>


  
**Pawan Marda**  
 Asst Vice President &  
 Company Secretary

Linde India Limited

(1)(b) Statement showing holding of securities (including shares, warrants, convertible securities) of persons belonging to the category "Promoter and Promoter Group"

Sr. No.	Name of the shareholder	Details of Shares held		Encumbered shares (*)			Details of warrants		Details of convertible securities		Total shares (including underlying shares assuming full conversion of warrants and convertible securities) as a % of diluted share capital
		Number of shares held	As a % of grand total (A)+(B)+(C)	No.	As a percentage	As a % of grand total (A)+(B)+(C) of sub-clause (I)(a)	Number of warrants held	As a % total number of warrants of the same class	Number of convertible securities held	As a % total number of convertible securities of the same class	
(i)	(ii)	(iii)	(iv)	(v)	(vi)=(v)/(iii)*100	(vii)	(viii)	(ix)	(x)	(xi)	(xii)
1	The BOC Group Ltd., U.K., a part of The Linde Group	63,963,167	75.00	NIL	NIL	NIL	NIL	NIL	NIL	NIL	75.00
	<b>TOTAL:</b>	<b>63,963,167</b>	<b>75.00</b>	<b>NIL</b>	<b>NIL</b>	<b>NIL</b>	<b>NIL</b>	<b>NIL</b>	<b>NIL</b>	<b>NIL</b>	<b>75.00</b>

(\*) The term "encumbrance" has the same meaning as assigned to it in regulation 28(3) of the SAST Regulations, 2011



**(D)(c)(i) Statement showing holding of securities (including shares, warrants, convertible securities) of persons belonging to the category "Public" and holding more than 1% of the total number of shares**

Sr. No.	Name of the shareholder	Number of shares held	Shares as a percentage of total number of shares (i.e., Grand Total (A)+(B)+(C) indicated in Statement at para (D)(a) above)	Details of warrants		Details of convertible securities		Total shares (including underlying shares assuming full conversion of warrants and convertible securities) as a % of diluted share capital
				Number of warrants held	As a % total number of warrants of the same class	Number of convertible securities held	% w.r.t total number of convertible securities of the same class	
1	Aberdeen Asian Smaller Companies Investment Trust Plc.	1,600,000	1.88	NIL	NIL	NIL	NIL	1.88
2	Reliance Capital Trustee Co. Ltd. A/c Reliance Vision Fund	1,595,632	1.87	NIL	NIL	NIL	NIL	1.87
3	Reliance Capital Trustee Co. Ltd. A/c Reliance Equity Opportunities Fund	1,565,910	1.84	NIL	NIL	NIL	NIL	1.84
4	Reliance Capital Trustee Co. Ltd. A/c Reliance Regular Savings Fund-Equity Option	1,206,693	1.41	NIL	NIL	NIL	NIL	1.41
5	The Scottish Oriental Smaller Companies Trust Plc.	1,119,417	1.31	NIL	NIL	NIL	NIL	1.31
6	National Westminster Bank Plc. as Depository of First State Indian Subcontinent Fund a Sub Fund of First State Investments IC	1,113,959	1.31	NIL	NIL	NIL	NIL	1.31
7	Reliance Capital Trustee Co. Ltd. A/c Reliance Growth Fund	1,000,000	1.17	NIL	NIL	NIL	NIL	1.17
	<b>TOTAL :</b>	<b>9,201,611</b>	<b>10.79</b>	<b>NIL</b>	<b>NIL</b>	<b>NIL</b>	<b>NIL</b>	<b>10.79</b>



**(1)(c)(ii) Statement showing holding of securities (including shares, warrants, convertible securities) of persons (together with PAC) belonging to the category "Public" and holding more than 5% of the total number of shares of the Company**

Sr. No.	Name(s) of the shareholder(s) and the Persons Acting in Concert (PAC) with them	Number of shares	+	Details of warrants		Details of convertible securities		Total shares (including underlying shares assuming full conversion of warrants and convertible securities) as a % of diluted share capital
				Number of warrants held	As a % total number of warrants of the same class	Number of convertible securities held	% w.r.t total number of convertible securities of the same class	
1	NIL	NIL	NIL	NIL	NIL	NIL	NIL	NIL
<b>TOTAL:</b>		<b>NIL</b>	<b>NIL</b>	<b>NIL</b>	<b>NIL</b>	<b>NIL</b>	<b>NIL</b>	<b>NIL</b>



**(D)(d) Statement showing details of locked-in shares**

Sr. No.	Name of the shareholder	Number of locked-in shares	Locked-in shares as a percentage of total number of shares {i.e., Grand Total (A)+(B)+(C) indicated in Statement at para (D)(a) above}
1	NIL	NIL	NIL
<b>TOTAL :</b>		NIL	NIL





(II)(a) Statement showing details of Depository Receipts (DRs)

Sr. No.	Type of outstanding DR (ADRs, GDRs, SDRs, etc.)	Number of outstanding DRs	Number of shares underlying outstanding DRs	Shares underlying outstanding DRs as a percentage of total number of shares {i.e., Grand Total (A)+(B)+(C) indicated in Statement at para (I)(a) above}
1	N.A.	N.A.	N.A.	N.A.
TOTAL:		NIL	NIL	NIL

Linde India Limited



Pawan Marda  
Asst. Vice President &  
Company Secretary