

Sect/59

By E-mail /Courier/ Hand

11 July 2014

The Secretary
The Calcutta Stock Exchange Limited
7 Lyons Range
Kolkata-700001

The General Manager
Department of Corporate Services
Bombay Stock Exchange Limited
New Trading Ring, Rotunda Building 1st Floor
P.J.Towers, Dalal Street
Fort, Mumbai 400001

The Manager
Listing Department
National Stock Exchange of India Limited
Exchange Plaza, 5th Floor
Plot No.C/1, G- Block
Bandra Kurla Complex, Bandra (E)
Mumbai-400051

Dear Sir,


Shareholding Pattern as on 30 June 2014

We are pleased to enclose a statement showing Shareholding Pattern in our Company as on quarter ended 30 June 2014 in the format prescribed in clause 35 of the Listing Agreement.

This may be treated as compliance with revised Clause 35 of the Listing Agreement.


Thanking you,

Yours faithfully



Pawan Marda
Asst. Vice President & Company Secretary

Encl:



(I) (a) Statement Showing Shareholding Pattern

Name of the Company :		Linde India Limited (Formerly BOC India Limited)		
Scrip Code : BSE : 523457 and NSE : LINDEINDIA, Name of the Scrip :		Linde India Limited, Class of Security : Equity		
Quarter ended : 30 June 2014				
Partly paid-up shares:-	No. of partly paid-up shares	As a % of total no. of partly paid-up shares	As a % of total no. of shares of the company	
Held by promoter/promoter group	NIL	N.A.	N.A.	
Held by public	NIL	N.A.	N.A.	
Total :	NIL	N.A.	N.A.	
Outstanding convertible securities:-	No. of outstanding securities	As a % of total no. of outstanding convertible securities	As a % of total no. of shares of the company, assuming full conversion of the convertible securities	
Held by promoter/promoter group	NIL	N.A.	N.A.	
Held by public	NIL	N.A.	N.A.	
Total :	NIL	N.A.	N.A.	
Warrants:-	No. of warrants	As a % of total no. of warrants	As a % of total no. of shares of the company, assuming full conversion of warrants	
Held by promoter/promoter group	NIL	N.A.	N.A.	
Held by public	NIL	N.A.	N.A.	
Total :	NIL	N.A.	N.A.	
Total paid-up capital of the company, assuming full conversion of warrants and convertible securities	85,284,223 equity shares of Rs. 10/- each fully paid.			

(1)(a) SHAREHOLDING PATTERN UNDER CLAUSE 35

Name of the Company : Linde India Limited	
Scrip Code : BSE : 523457 and NSE : LINDEINDIA, Class of Security : Equity	
QUARTER ENDED : 30 June 2014	

Category code (I)	Category of shareholder (II)	Number of shareholders (III)	Total number of shares (IV)	Number of shares held in dematerialized form (V)	Total shareholding as a percentage of total number of shares		Shares pledged or otherwise encumbered	
					As a percentage of (A+B) (VI)	As a percentage of (A+B+C) (VII)	Number of shares (VIII)	As a percentage (IX) = (VIII/IV)*100
(A)	<u>Shareholding of Promoter and Promoter Group</u>							
1	<u>Indian</u>							
(a)	Individuals / Hindu Undivided Family	-	-	-	-	-	-	-
(b)	Central Government / State Government(s)	-	-	-	-	-	-	-
(c)	Bodies Corporate	-	-	-	-	-	-	-
(d)	Financial Institutions / Banks	-	-	-	-	-	-	-
(e)	Any Other (specify)	-	-	-	-	-	-	-
	Sub-Total (A)(1)	NIL	NIL	NIL	NIL	NIL	NIL	NIL
2	<u>Foreign</u>							
(a)	Individuals (Non-Resident Individuals / Foreign Individuals)	-	-	-	-	-	-	-
(b)	Bodies Corporate	1	63,963,167	63,963,167	75.00	75.00	NIL	NIL
(c)	Institutions	-	-	-	-	-	-	-
(d)	Qualified Foreign Investor	-	-	-	-	-	-	-
(e)	Any Other (specify)	-	-	-	-	-	-	-
	Sub-Total (A)(2)	1	63,963,167	63,963,167	75.00	75.00	NIL	NIL
	Total Shareholding of Promoter and Promoter Group (A)=(A)(1)+(A)(2)	1	63,963,167	63,963,167	75.00	75.00	NIL	NIL



(B)	Public shareholding	-	-	-	-	-	-	-	-	-	-	-	-	-	-	-	-	-	-	N.A.	N.A.
1	Institutions	-	-	-	-	-	-	-	-	-	-	-	-	-	-	-	-	-	-	N.A.	N.A.
(a)	Mutual Funds / UTI	12	5,622,829	5,622,321	6.59	6.59	6.59	6.59	6.59	6.59	6.59	6.59	6.59	6.59	6.59	6.59	6.59	6.59	6.59	N.A.	N.A.
(b)	Financial Institutions / Banks	33	14,942	7,969	0.02	0.02	0.02	0.02	0.02	0.02	0.02	0.02	0.02	0.02	0.02	0.02	0.02	0.02	0.02	N.A.	N.A.
(c)	Central Government/State Government(s)	1	29	0	0.00	0.00	0.00	0.00	0.00	0.00	0.00	0.00	0.00	0.00	0.00	0.00	0.00	0.00	0.00	N.A.	N.A.
(d)	Venture Capital Funds	-	-	-	-	-	-	-	-	-	-	-	-	-	-	-	-	-	-	N.A.	N.A.
(e)	Insurance Companies	2	765,692	765,592	0.90	0.90	0.90	0.90	0.90	0.90	0.90	0.90	0.90	0.90	0.90	0.90	0.90	0.90	0.90	N.A.	N.A.
(f)	Foreign Institutional Investors	22	7,285,055	7,284,522	8.54	8.54	8.54	8.54	8.54	8.54	8.54	8.54	8.54	8.54	8.54	8.54	8.54	8.54	8.54	N.A.	N.A.
(g)	Foreign Venture Capital Investors	-	-	-	-	-	-	-	-	-	-	-	-	-	-	-	-	-	-	N.A.	N.A.
(h)	Qualified Foreign Investor	-	-	-	-	-	-	-	-	-	-	-	-	-	-	-	-	-	-	N.A.	N.A.
(i)	Any Other (specify)	-	-	-	-	-	-	-	-	-	-	-	-	-	-	-	-	-	-	N.A.	N.A.
	Sub-Total (B)(1)	70	13,688,547	13,680,404	16.05	16.05	16.05	16.05	16.05	16.05	16.05	16.05	16.05	16.05	16.05	16.05	16.05	16.05	16.05	N.A.	N.A.
2	Non-institutions	-	-	-	-	-	-	-	-	-	-	-	-	-	-	-	-	-	-	N.A.	N.A.
(a)	Bodies Corporate	481	872,642	851,727	1.02	1.02	1.02	1.02	1.02	1.02	1.02	1.02	1.02	1.02	1.02	1.02	1.02	1.02	1.02	N.A.	N.A.
(b)	Individuals	-	-	-	-	-	-	-	-	-	-	-	-	-	-	-	-	-	-	N.A.	N.A.
	i. Individual shareholders holding nominal share capital up to Rs. 1 lakh.	19,336	4,695,695	3,603,094	5.51	5.51	5.51	5.51	5.51	5.51	5.51	5.51	5.51	5.51	5.51	5.51	5.51	5.51	5.51	N.A.	N.A.
	ii. Individual shareholders holding nominal share capital in excess of Rs. 1 lakh.	45	1,917,162	1,905,162	2.25	2.25	2.25	2.25	2.25	2.25	2.25	2.25	2.25	2.25	2.25	2.25	2.25	2.25	2.25	N.A.	N.A.
(c)	Qualified Foreign Investor	-	-	-	-	-	-	-	-	-	-	-	-	-	-	-	-	-	-	N.A.	N.A.
(d)	Any Other (Specify) 1.Directors	2	600	400	0.00	0.00	0.00	0.00	0.00	0.00	0.00	0.00	0.00	0.00	0.00	0.00	0.00	0.00	0.00	N.A.	N.A.
	2. Relatives	-	-	-	-	-	-	-	-	-	-	-	-	-	-	-	-	-	-	N.A.	N.A.
	3. Clearing Member	60	14,517	14,517	0.02	0.02	0.02	0.02	0.02	0.02	0.02	0.02	0.02	0.02	0.02	0.02	0.02	0.02	0.02	N.A.	N.A.
	4. Trust	9	8,690	8,690	0.01	0.01	0.01	0.01	0.01	0.01	0.01	0.01	0.01	0.01	0.01	0.01	0.01	0.01	0.01	N.A.	N.A.
	5. Office Bearers	-	-	-	-	-	-	-	-	-	-	-	-	-	-	-	-	-	-	N.A.	N.A.
	6. NRIs	257	123,203	112,905	0.14	0.14	0.14	0.14	0.14	0.14	0.14	0.14	0.14	0.14	0.14	0.14	0.14	0.14	0.14	N.A.	N.A.
	7. NRN	-	-	-	-	-	-	-	-	-	-	-	-	-	-	-	-	-	-	N.A.	N.A.
	8. Foreign National	-	-	-	-	-	-	-	-	-	-	-	-	-	-	-	-	-	-	N.A.	N.A.
	9. Foreign Company	-	-	-	-	-	-	-	-	-	-	-	-	-	-	-	-	-	-	N.A.	N.A.
	Sub-Total (B)(2)	20,190	7,632,509	6,496,495	8.95	8.95	8.95	8.95	8.95	8.95	8.95	8.95	8.95	8.95	8.95	8.95	8.95	8.95	8.95	N.A.	N.A.
	Total Public Shareholding (B)=(B)(1)+(B)(2)	20,260	21,321,056	20,176,899	25.00	25.00	25.00	25.00	25.00	25.00	25.00	25.00	25.00	25.00	25.00	25.00	25.00	25.00	25.00	N.A.	N.A.
	TOTAL (A)+(B)	20,261	85,284,223	84,140,066	100.00	100.00	100.00	100.00	100.00	100.00	100.00	100.00	100.00	100.00	100.00	100.00	100.00	100.00	100.00	N.A.	N.A.
(C)	Shares held by Custodians and against which Depository Receipts have been issued	NIL	NIL	NIL	NIL	NIL	NIL	NIL	NIL	NIL	NIL	NIL	NIL	NIL	NIL	NIL	NIL	NIL	NIL	N.A.	N.A.
	1 Promoter & Promoter Group	NIL	NIL	NIL	NIL	NIL	NIL	NIL	NIL	NIL	NIL	NIL	NIL	NIL	NIL	NIL	NIL	NIL	NIL	N.A.	N.A.
	2 Public	NIL	NIL	NIL	NIL	NIL	NIL	NIL	NIL	NIL	NIL	NIL	NIL	NIL	NIL	NIL	NIL	NIL	NIL	N.A.	N.A.
	GRAND TOTAL (A)+(B)+(C)	20,261	85,284,223	84,140,066	100.00	100.00	100.00	100.00	100.00	100.00	100.00	100.00	100.00	100.00	100.00	100.00	100.00	100.00	100.00	N.A.	N.A.


Linde India Limited

Pawan Marda
Asst. Vice President &
Company Secretary

(D)(b) Statement showing holding of securities (including shares, warrants, convertible securities) of persons belonging to the category "Promoter and Promoter Group"


Sr. No.	Name of the shareholder	Details of Shares held		Encumbered shares (*)			Details of warrants			Details of convertible securities		Total shares (including underlying shares assuming full conversion of warrants and convertible securities) as a % of diluted share capital.
		Number of shares held	As a % of grand total (A)+(B)+(C)	No.	As a percentage	As a % of grand total (A)+(B)+(C) of sub-clause (I)(a)	Number of warrants held	As a % total number of warrants of the same class	Number of convertible securities held	As a % total number of convertible securities of the same class		
(i)	(ii)	(iii)	(iv)	(v)	(vi)=(v)/(iii)*100	(vii)	(viii)	(ix)	(x)	(xi)	(xii)	
1	The BOC Group Ltd., U.K., a part of The Linde Group	63,963,167	75.00	NIL	NIL	NIL	NIL	NIL	NIL	NIL	75.00	
TOTAL :		63,963,167	75.00	NIL	NIL	NIL	NIL	NIL	NIL	NIL	75.00	

(*) The term "encumbrance" has the same meaning as assigned to it in regulation 28(3) of the SAST Regulations, 2011




(D)(c)(f) Statement showing holding of securities (including shares, warrants, convertible securities) of persons belonging to the category "Public" and holding more than 1% of the total number of shares

Sr. No.	Name of the shareholder	Number of shares held	Shares as percentage of total number of shares (i.e., Grand Total (A)+(B)+(C) indicated in Statement at para (D)(a) above)	Details of warrants		Details of convertible securities		Total shares (including underlying shares assuming full conversion of warrants and convertible securities) as a % of diluted share capital
				Number of warrants held	As a % total number of warrants of the same class	Number of convertible securities held	% w.r.t total number of convertible securities of the same class	
1	Reliance Capital Trustee Co. Ltd. A/c Reliance Equity Opportunities Fund	1,804,888	2.12	NIL	NIL	NIL	NIL	2.12
2	Aberdeen Asian Smaller Companies Investment Trust Plc.	1,674,000	1.96	NIL	NIL	NIL	NIL	1.96
3	National Westminster Bank Plc. as Depository of First State Indian Subcontinent Fund, a Sub Fund of First State Investments IC	1,511,708	1.77	NIL	NIL	NIL	NIL	1.77
4	Reliance Capital Trustee Co. Ltd. A/c Reliance Vision Fund	1,350,000	1.58	NIL	NIL	NIL	NIL	1.58
5	The Scottish Oriental Smaller Companies Trust Plc.	1,253,317	1.47	NIL	NIL	NIL	NIL	1.47
6	Reliance Capital Trustee Co. Ltd. A/c Reliance Regular Savings Fund-Equity Option	1,000,211	1.17	NIL	NIL	NIL	NIL	1.17
7	First State Investments International Ltd. A/c Pacific Assets Trust Plc.	893,074	1.05	NIL	NIL	NIL	NIL	1.05
	TOTAL:	9,487,198	11.12	NIL	NIL	NIL	NIL	11.12




(D)(c)(ii) Statement showing holding of securities (including shares, warrants, convertible securities) of persons (together with PAC) belonging to the category "Public" and holding more than 5% of the total number of shares of the Company

Sr. No.	Name of the shareholder	Number of shares held	Shares as percentage of total number of shares (i.e., Grand Total (A)+(B)+(C) indicated in Statement at para (D)(a) above)	Details of warrants		Details of convertible securities		Total shares (including underlying shares assuming full conversion of warrants and convertible securities) as a % of diluted share capital
				Number of warrants held	As a % total number of warrants of the same class	Number of convertible securities held	% w.r.t total number of convertible securities of the same class	
1	Reliance Capital Trustee Co. Ltd. through Reliance Vision Fund, Reliance Equity Opportunities Fund, Reliance Regular Savings Fund-Equity Option, Reliance Longterm Equity Fund, Reliance Dual Advantage FTF III Plan B, Reliance Tax Saver (ELSS) Fund, Reliance Close Ended Equity Fund Series A and B, Reliance Close Ended Equity Fund II Series A	5,450,321	6.39	NIL	NIL	NIL	NIL	6.39
TOTAL:		5,450,321	6.39	NIL	NIL	NIL	NIL	6.39



(D)(d) Statement showing details of locked-in shares

Sr. No.	Name of the shareholder	Number of locked-in shares	Locked-in shares as a percentage of total number of shares {i.e., Grand Total (A)+(B)+(C) indicated in Statement at para (D)(a) above}
1	NIL	NIL	NIL
TOTAL:		NIL	NIL



(II)(a) Statement showing details of Depository Receipts (DRs)

Sr. No.	Type of outstanding DR (ADRs, GDRs, SDRs, etc.)	Number of outstanding DRs	Number of shares underlying outstanding DRs	Shares underlying outstanding DRs as a percentage of total number of shares [i.e., Grand Total (A)+(B)+(C) indicated in Statement at para (I)(a) above]
1.	N.A.	N.A.	N.A.	N.A.
TOTAL :				NIL

Linde India Limited



Pawan Marda
Asst. Vice President &
Company Secretary